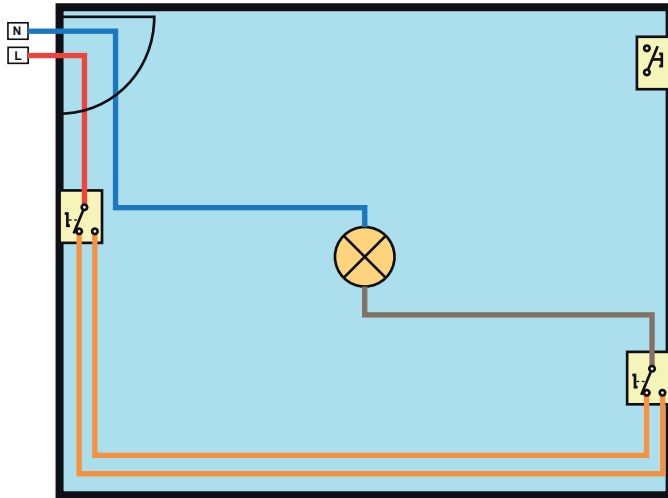
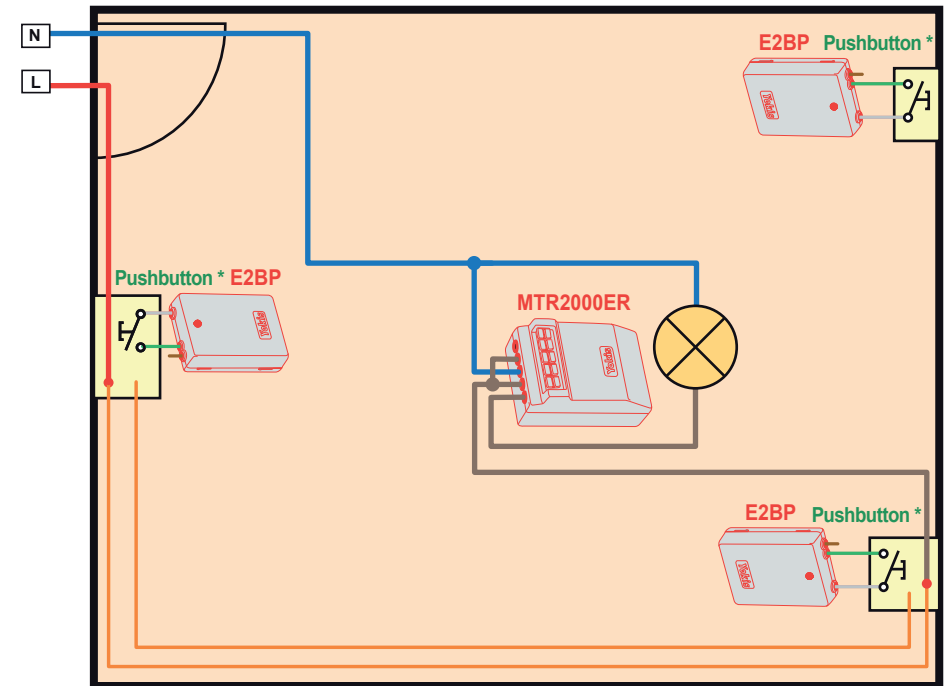


STARTING CONDITION



SOLUTION: USE OF A MTR2000ER RADIO MODULE




* Possibility of using switches instead of pushbuttons

ADDITION OF FURTHER REMOTE CONTROLS

Further YOKIS remote controls can be added.

All YOKIS transmitters are compatible with YOKIS radio receivers.



CONNECTING A TRANSMITTER TO THE RECEIVER

For the direct connection of each transmitter to the receiver, proceed as follows:

1. Apply 5 short presses on the transmitter.
2. While the transmitter LED is flashing, press the receiver "connect" hole.